

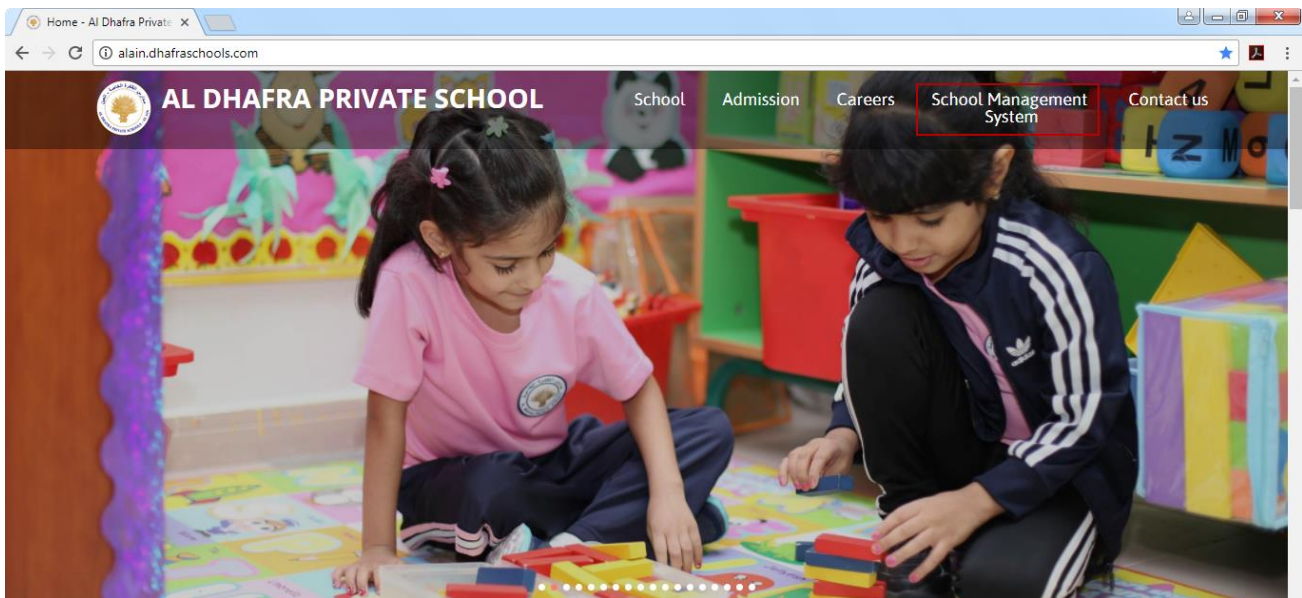
## Dear Parents,

This is a quick guide through the steps to login to your account under the School Management System, the parent portal, and how to check the Weekly Plan where important materials about your child/ren learning is published by teachers.

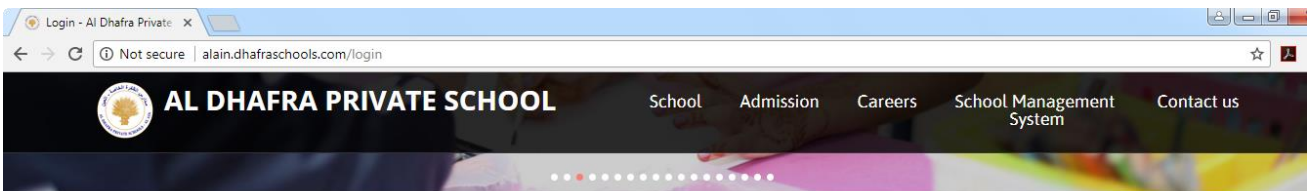
Further, you can find under your account a general information or circulars that the school management wants to inform you about or specific information about your child/ren.

**Important Note: Use the internet browser “Google Chrome” and also use “Laptop” or “Computer”.**

1. \* Type in the URL address of the school which is <http://alain.dhafraschools.com/>  
\* You can see the News at first, you can click read more if you want to check our latest announcements. And click x button in the School News to access the website.  
\* Click on the “**School Management System**” and log-in to your account.



- \* Enter your username and password (Provided by the school).



### School Management System

SIGN IN

User ID

Password

**SIGN IN**

Forgot password?

- From the "Siblings" panel, select and click the name of your child to view her/his "Personal Details".

Al Dhafra Private Schools, Al Ain

Enrollment No.- 9790  
Grade - GRADE 4-F WHITE

Sibling 3

School Calendar

Parent And Student Surveys 2017  
16-04-2017  
Parent And Student Surveys 2017

News

Gallery

No Circulars Highlights Available

Circulars 0

No Emails Available

+971504818311  
03-10-2017  
الكرام ، يرجى من حضراتكم التكرم إلى .. المدرسة لعقابة السيد

Email 0

SMS

No Communication Details Available

Communication 0

School Website

- Then on the left side of the "Personal Details" page, click the "Weekly Plan".

Personal Details

Student Profile

Term Mark Sheet

Due Fees Report

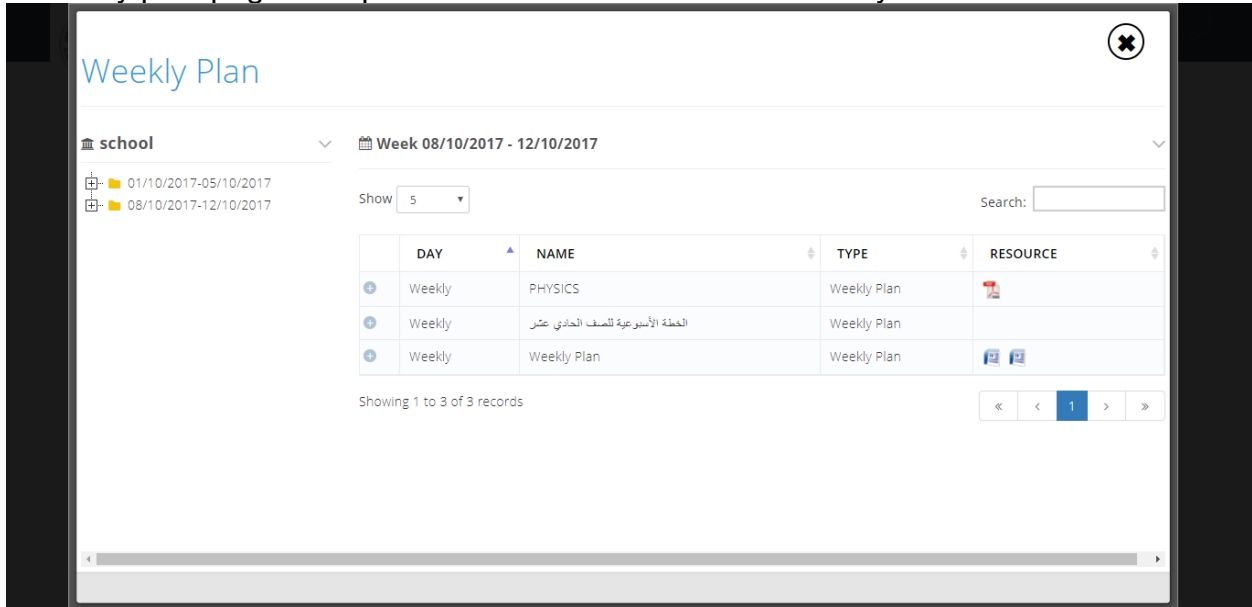
Time Table

Weekly Plan

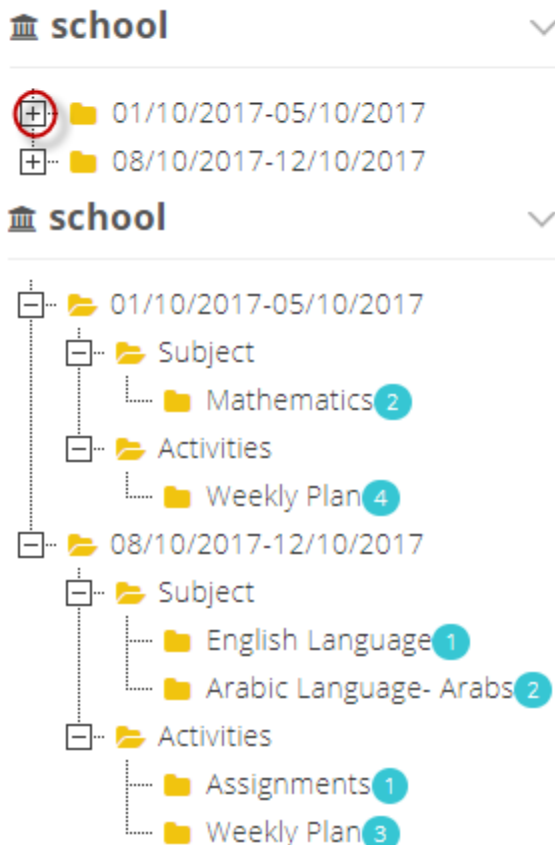
(ID)- 8123 | (GENDER)- F  
(DOB)- 06-JUL-2001 | (PH)- +971504818311  
(ADDR)-



GENERAL			
Admission Date	01-Sep-2009	Admission Grade	GRADE 3
Grade	GRADE 11 AM.-B GIRLS B	Roll No.	0
Nationality	UNITED ARAB EMIRATES	Religion	MUSLIM
Nationality Id	-	Valid Upto Nationality Id	-
Passport No.	-	Passport Valid Upto	-
Visa No.	-	Visa Valid Upto	-

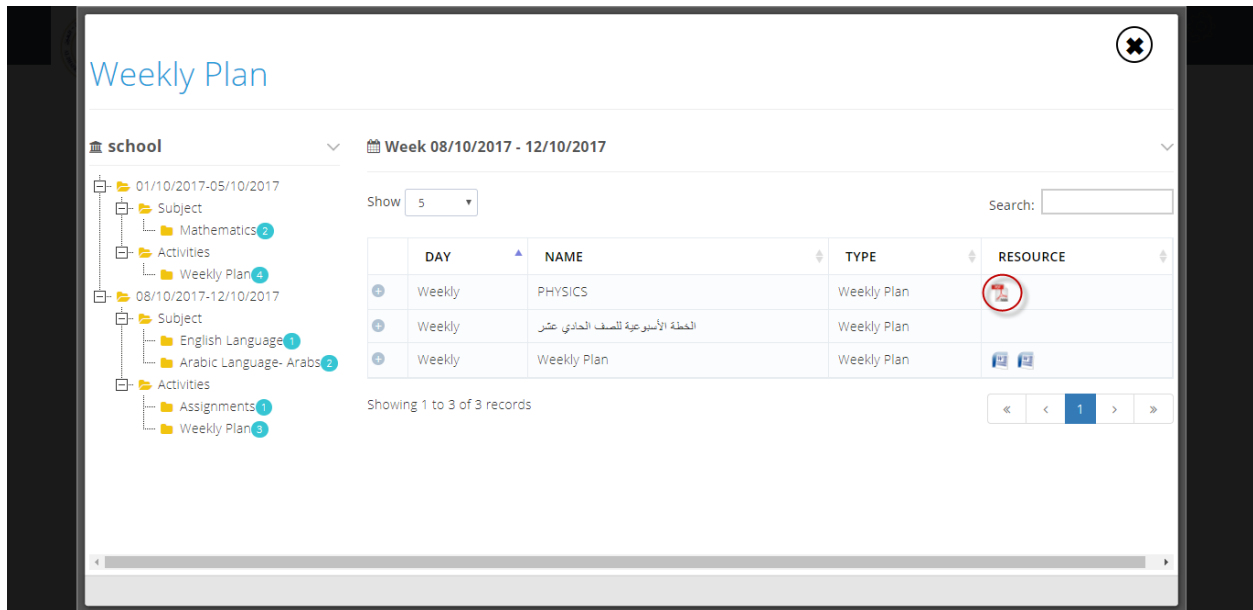
4. \* Weekly plan page will open. It will show at first all the Weekly Plans of the current week.





\* If you want to check for other weeks, on the left side of the page you will see the list of weeks, you can just click on the “+” button to see the details for the week you want to view. You can view according to “Subject” or according to “Activities”.



5. \* To download files, click on the  or  icon under the “Resource”. And it will be downloaded.

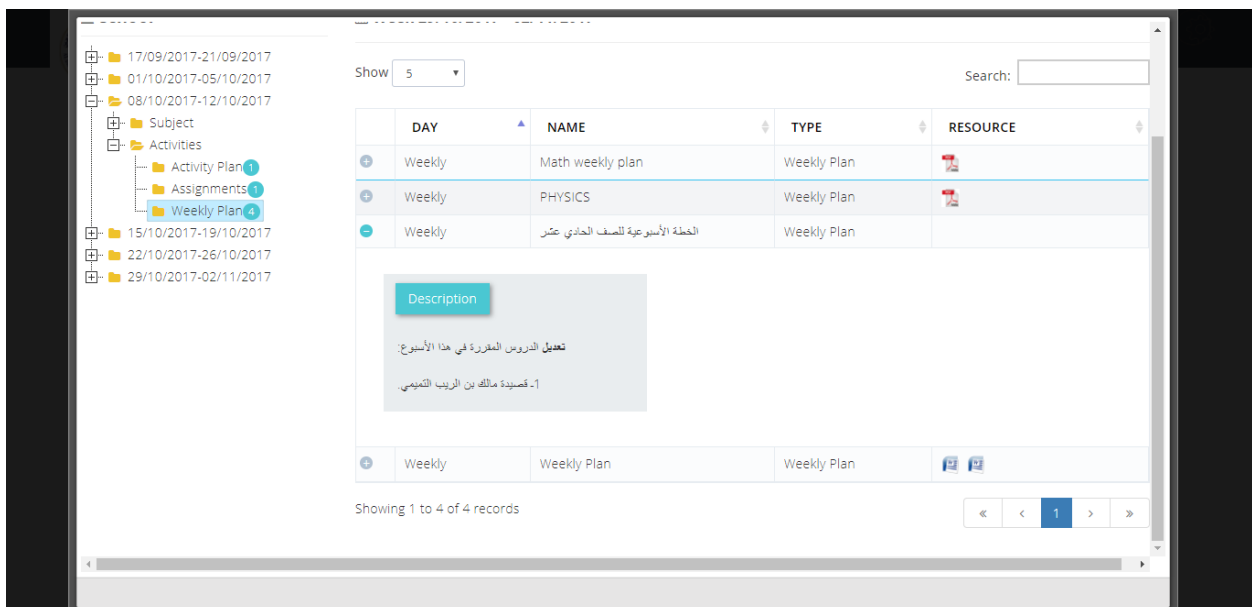


The screenshot shows a 'Weekly Plan' interface for the week of 08/10/2017 - 12/10/2017. On the left, there is a tree view of folders including 'school', '01/10/2017-05/10/2017', and '08/10/2017-12/10/2017'. The main area contains a table with the following data:



DAY	NAME	TYPE	RESOURCE
Weekly	PHYSICS	Weekly Plan	
Weekly	الخطة الأسبوعية للمصف الحادي عشر	Weekly Plan	
Weekly	Weekly Plan	Weekly Plan	

Below the table, it says 'Showing 1 to 3 of 3 records' and there are navigation arrows.

\* Please note: If there is no file under the Resource, kindly click the “+” button so you can see the description. Some teachers only add the weekly plan in the description.



The screenshot shows the 'Weekly Plan' interface with a description box open for the 'PHYSICS' entry. The table data is as follows:

DAY	NAME	TYPE	RESOURCE
Weekly	Math weekly plan	Weekly Plan	
Weekly	PHYSICS	Weekly Plan	
Weekly	الخطة الأسبوعية للمصف الحادي عشر	Weekly Plan	

The description box contains the following text:

تعديل الدروس المقررة في هذا الأسبوع:  
 1- تصيدة مالك بن الربيع التميمي.

Below the table, it says 'Showing 1 to 4 of 4 records' and there are navigation arrows.